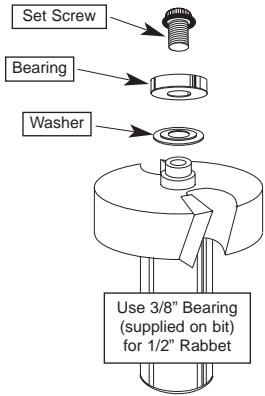
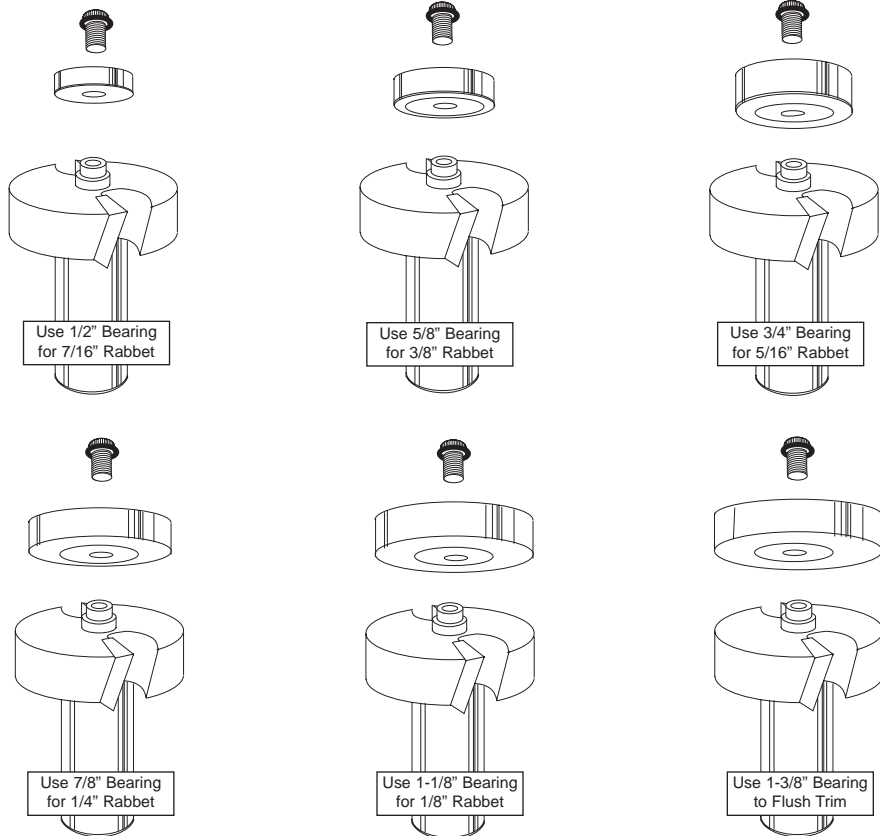


RB-155 Designed For:  
 35-350 1/4" Shank Bits  
 35-850 1/2" Shank Bits

## Rabbet Bearing Conversion Instructions



Congratulations on your purchase of Infinity Cutting Tools' Rabbet Bearing Conversion Kit. Simply changing bearings on the Rabbeting bit will allow you to rout rabbets of six different depths or make flush trim cuts (Please see the full-size illustrations of cutting depths opposite this sheet). Adjusting the height of the bit will change the vertical dimension of the rabbet. Please assemble the bit and bearings as shown in these illustrations. Use the allen key included with the bearing kit to tighten or loosen the bearing screw. Please note: the bearing must be secure, but take care not to overtighten the screw.



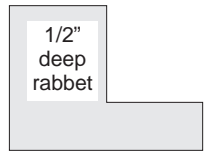
## Quick Reference Guide

Cut profiles and bearing outlines drawn full-size



### Safety Tips:


- Read and follow all instructions that came with your router and router bits.
- Always wear ear, eye and breathing protection when using power tools.
- Don't bottom out the bit in the collet. The end of the shank should be about 1/8" from the bottom of the collet.



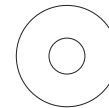
1/2" deep rabbet



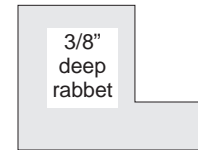
Use 3/8" diameter bearing



7/16" deep rabbet



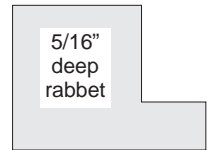
Use 1/2" diameter bearing



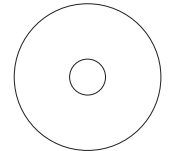
3/8" deep rabbet



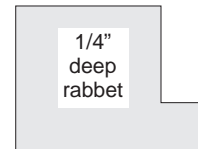
Use 5/8" diameter bearing



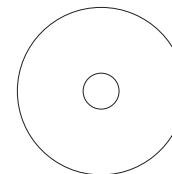
5/16" deep rabbet



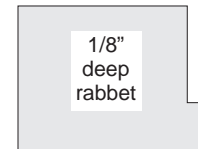
Use 3/4" diameter bearing



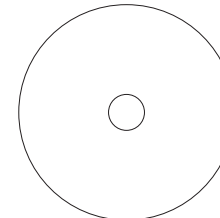
1/4" deep rabbet



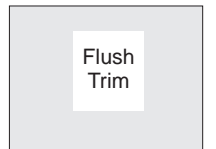
Use 7/8" diameter bearing



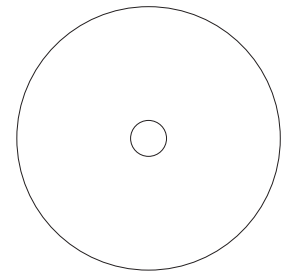
1/8" deep rabbet



Use 1-1/8" diameter bearing



Flush Trim



Use 1-3/8" diameter bearing